







East Midland Regional Boys' Floor & Vault March 09

Name	Club	Age Group	Comp Group			F&V Total	POS
George Pavey	NOTTS	U6	1-1	9.5	9.2	18.70	1
Riley Wilkinson	LINC	U6	1-4	9.3	8.8	18.10	2
James Walker	NBGC	U6	1-2	9.2	8.7	17.90	3
Matthew Taggart	NBGC	U6	1-2	8.8	8.7	17.50	4
Theo Butcher	LINC	U6	1-4	8.5	8.5	17.00	5
Rio Thompson	NBGC	U6	1-2	8.3	8.7	17.00	5
Lewis Burnage	NBGC	U6	1-2	8.3	8.4	16.70	7
McKenzie Mellers	LINC	U6	1-4	7.6	8.8	16.40	8
Jaden Bell	NBGC	U6	1-2	8.2	8.2	16.40	8
Spencer Bailey	LINC	U6	1-4	7.5	8.7	16.20	10
Bailey Fogg	LINC	U6	1-4	8.0	8.0	16.00	11
Kian Watkins	LINC	U6	1-4	7.8	8.2	16.00	11
Aiden Wiseman	LINC	U6	1-4	7.7	8.2	15.90	13
Peter Keynes	NOTTS	U7	1-1	9.7	9.4	19.10	1
Conor McGrath	NOTTS	U7	1-1	9.6	9.3	18.90	2
Alex Leek	LINC	U7	1-3	9.4	9.3	18.70	3
Christian Norman	HINC	U7	1-3	9.3	9.3	18.60	4
Cian McLarnon	LINC	U7	1-3	9.5	9.1	18.60	4
Owen Jelsey	HINC	U7	1-3	9.1	9.4	18.50	6
Charlie Aspel	HINC	U7	1-3	9.4	9.1	18.50	6
Stephen Cooper	LINC	U7	1-3	9.3	9.2	18.50	6
Rachon Campbell	NBGC	U7	1-2	9.5	9.0	18.50	6
Alfie Woodward	NOTTS	U7	1-1	8.6	9.5	18.10	10
Emile John-Baptiste	NOTTS	U7	1-1	9.3	8.8	18.10	10
Jacob Ward	NOTTS	U7	1-1	8.0	9.1	17.10	12
Harry Johnson	NBGC	U7	1-2	7.8	9.1	16.90	13
Stefan Mitsis	NBGC	U7	1-2	7.4	9.4	16.80	14
Cole Paul	LINC	U7	1-3	7.3	8.7	16.00	15
Michael Sparkes	HINC	U7	1-3	7.7	8.2	15.90	16

East Midland Regional Boys' Floor & Vault March 09

Name	Club	Age Group	Comp Group			F&V Total	POS
Andrew Stamp	HINC	U8	2-1	12.3	12.3	24.60	1
Tyla-Jae Curtis	NOTTS	U8	2-3	12.0	12.2	24.20	2
Matthew Boardman	NOTTS	U8	2-3	12.0	12.2	24.20	2
Sam Plant	NOTTS	U8	2-3	11.1	12.3	23.40	4
Frazer Deabill	NOTTS	U8	2-3	12.1	10.8	22.90	5
Kamal Barwany	HINC	U8	2-1	10.6	11.6	22.20	6
Max Malpas	NBGC	U8	2-1	10.8	11.0	21.80	7
Alex Brown	NOTTS	U8	2-3	10.7	10.6	21.30	8
Joseph Pavey	NOTTS	U8	2-3	10.2	11.1	21.30	8
Aidan Jolly	NOTTS	U8	2-3	10.6	10.4	21.00	10
Charlie Smith	LINC	U8	2-1	10.3	10.6	20.90	11
Joseph Bevan	HINC	U8	2-1	9.9	10.9	20.80	12
Joe Smith	HINC	U8	2-1	10.6	10.0	20.60	13
Timothy Burton	NOTTS	U8	2-3	10.3	10.1	20.40	14
Finlay Clarke	HINC	U12	2-2	12.6	12.8	25.40	1
George Bartlett	LINC	U12	2-2	12.4	12.0	24.40	2
Euan Broughton	NOTTS	U12	2-4	12.5	11.8	24.30	3
Cameron Pallatt	HINC	U12	2-2	12.2	11.9	24.10	4
Luke Pearce	NOTTS	U12	2-4	12.1	12.0	24.10	4
Luke Readhead	LINC	U12	2-2	12.0	11.8	23.80	6
Joshua Perkin	NOTTS	U12	2-4	11.9	11.8	23.70	7
Alex Balfe	LINC	U12	2-2	11.8	11.4	23.20	8
Ben Hunt	NOTTS	U12	2-4	12.2	10.9	23.10	9
Thomas Haynes	LINC	U12	2-2	11.9	11.1	23.00	10
Ross Hillery	NBGC	U12	2-4	11.9	9.5	21.40	11
Jonathan Cook	NOTTS	U12	2-4			0.00	12

East Midland Regional Boys' Floor & Vault March 09

Name	Club	Age Group	Comp Group			F&V Total	POS
George Osborne	NOTTS	U10	3-3	12.5	12.3	24.80	1
Spencer Baker	NOTTS	U10	3-3	12.5	12.1	24.60	2
Tommy Bacon	NOTTS	U10	3-3	12.3	12.2	24.50	3
Lewis Harmon	NOTTS	U10	3-3	12.40	12.1	24.50	3
Izak Leech	NOTTS	U10	3-4	12.65	11.8	24.45	5
John Gilpin	LINC	U10	3-4	12.2	12.2	24.40	6
Peter Ward	NBGC	U10	3-1	13.0	11.4	24.40	6
Flynn Caines	NOTTS	U10	3-4	12.4	12.0	24.40	6
Charlie Barker	NBGC	U10	3-1	12.4	11.8	24.20	9
Joshua Rodgers	NOTTS	U10	3-4	12.2	12.0	24.20	10
Thomas Morley	NOTTS	U10	3-4	12.3	11.6	23.90	11
Liam Coffey	NOTTS	U10	3-4	12.6	11.3	23.90	11
Nico Gray	NOTTS	U10	3-3	11.8	11.9	23.70	13
Edward Cooper	LINC	U10	3-4	12.6	11.1	23.70	14
Daniel Bailey	NOTTS	U10	3-3	12.7	11.0	23.70	14
Ben Allan	NOTTS	U10	3-3	11.6	12.0	23.60	16
Lucas De Souza	NOTTS	U10	3-4	12.3	11.3	23.60	16
Matthew Thomas	NBGC	U10	3-1	12.2	10.7	22.90	18
Luca Demetriou	HINC	U10	3-1	12.0	10.7	22.70	19
Danny Bevan	HINC	U10	3-1	10.9	11.5	22.40	20
Joseph Kirkby	NOTTS	U10	3-4	10.7	11.7	22.40	20
William Cox	NBGC	U10	3-1	12.5	9.5	22.00	22
James Cooper	HINC	U10	3-1	10.8	11.1	21.90	23
Robert Ferguson	HINC	U10	3-1	10.8	11.1	21.90	23
Aman Banning	HINC	U10	3-1	10.8	10.7	21.50	25
Luis Mora	NBGC	U10	3-1			0.00	26
Louis Askew	NOTTS	U10	3-3			0.00	26
Joshua Avallone	NOTTS	U14	3-2	13.1	12.7	25.80	1
Isaac Glenn	NOTTS	U14	3-2	13.3	12.3	25.60	2
Jacson Curtis	NOTTS	U14	3-2	12.8	12.6	25.40	3
Ryan Wantajja	HINC	U14	3-2	12.2	12.3	24.50	4
Cain Clarke	NBGC	U14	3-2	12.7	11.8	24.50	4
Matthew Bees	NBGC	U14	3-2	12.4	9.8	22.20	6