











## Pegasus Open, Men's Artistic, 27th June 2009

### Final Results: Senior Individual

Pos	Gymnast														Overall	Open Apparatus Ranking with Tie Break							
	No	Name	Club	YOB	Diff	Score	Diff	Score	Diff	Score	Diff	Score	Diff	Score		Total	FI	PH	Ri	Vt	PB	HB	
1	89	Cameron McKenzie	Huntingdon	1992	5.0	14.000	4.4	13.200	4.5	13.900	5.4	14.600	4.9	13.600	4.3	13.550	82.850	1	1	4	3 = 1	1	1
2	78	Grant Gardiner	Woking	1991	4.7	13.400	4.4	12.800	4.5	13.800	6.2	14.850	4.7	13.300	4.9	13.050	81.200	3	3	6	2	2	2
3	75	Anthony Hughes	South Essex	1992	5.2	11.500	4.7	13.100	4.7	14.100	5.4	14.600	4.6	13.250	4.6	12.700	79.250	9	2	2	3 = 3	3	3
4	83	Andrew Smith	Notts School	1991	5.5	13.400	4.1	11.550	4.9	13.950	5.8	14.050	4.7	13.100	4.9	11.900	77.950	4	5	3	7	4	4
5	77	Anthony O'Donnell	Hawth	1991	5.0	13.450	3.7	10.950	4.5	13.600	5.4	14.550	4.1	11.700	3.4	11.600	75.850	2	7	7	5	7	5
6	93	Sebastijan Štraus	Maribor	1990	4.9	13.200	3.7	10.200	5.7	13.850	5.8	14.000	4.5	11.300	3.9	11.600	74.150	6	9	5	8	9	6
7	90	Primoz Mauric	Maribor	1992	4.1	12.850	3.3	9.300	3.7	12.150	4.0	13.250	3.9	11.200	1.8	9.750	68.500	7	11	8	12	10	7
8	88	Tom Forster	Basingstoke	1992	4.4	12.200	2.9	11.050	2.7	10.300	4.6	13.950	3.6	10.500	2.2	9.250	67.250	8	6	10	9	12	10
9	76	Tim Gates	Hawth	1988	3.8	11.450	NC	NC	2.6	6.750	4.6	13.650	4.0	11.500	2.5	7.800	51.150	10 =		11	10	8	11
10	87	Peter Sycklemore	Basingstoke	1987	5.0	13.300	4.8	10.550	NC	NC	5.4	14.250	4.6	11.750	NC	NC	49.850	5	8		6	6	
11	91	Jernej Domanjko	Maribor	1989	NC	NC	3.1	9.700	3.6	11.950	NC	NC	2.5	10.500	2.9	9.550	41.700		10	9		11	8
12	81	David Colvin	Fromeside	1979	NC	NC	4.7	11.850	NC	NC	6.6	15.050	5.5	12.700	NC	NC	39.600		4		1	5	
13	92	Srecko Namestnik	Maribor	1990	3.8	11.450	NC	NC	NC	NC	4.2	13.300			1.9	9.500	34.250	10 =			11		9
14	86	Kieran Behan	Tolworth	1989	NC	NC	NC	NC	5.4	14.800	NC	NC	NC	NC	NC	NC	14.800			1			







### Final Results: Under 10 Individual

Pos	Gymnast														Overall	Under 10 Apparatus Ranking with Tie Break							
	U 10	No	Name	Club	YOB	Diff	Score	Diff	Score	Diff	Score	Diff	Score	Total		FI U'	PH U	Ri U'	Vt U	PB U	HB U		
1	20	Loukas Jones	Leeds	1999	4.2	13.000	3.0	12.050	1.9	10.750	3.8	12.700	3.3	12.550	2.2	11.450	72.500	1	1	7 =	1	1	1
2	37	Hayden Skinner	South Essex A	2000	3.9	12.250	3.0	11.250	2.5	10.800	3.0	12.150	3.3	11.200	1.2	6.700	64.350	8	3	5	5 =	8	4
3	36	Charles Adeleke	Sapphire	2000	3.6	12.500	2.4	9.250	1.9	10.900	3.0	12.500	3.0	11.950	1.4	7.000	64.100	3	11	3	3	3	3
4 =	41	Dominic Hodnett	South Essex A	1999	3.7	11.400	3.0	11.300	1.9	10.500	3.0	12.000	3.3	11.800	1.2	6.450	63.450	19	2	14	11 =	4	6
4 =	68	Sam Morey	Tolworth A	1999	3.5	12.350	1.8	9.750	1.9	11.100	3.0	12.550	2.4	11.050	1.2	6.650	63.450	6	9	1	2	9	5
6	12	Joshua Nathan	Notts School A	1999	3.8	12.300	2.0	10.650	2.0	10.600	3.0	11.950	3.2	11.600	1.2	4.100	61.200	7	4	11	14 =	5	8
7	33	Callum Sims	Dynamo A	1999	3.7	12.950	2.3	10.000	1.9	10.850	3.0	11.500	2.5	12.000	1.2	3.700	61.000	2	7	4	20	2	9
8	13	Rhys McClenaghan	Salto	1999	3.8	11.400	3.0	10.200	2.3	10.000	3.0	12.100	3.4	9.850	1.7	7.150	60.700	20	5	19	8 =	14	2
9	18	Gus Fidler	Hawth A	1999	3.7	12.400	2.3	9.800	1.8	10.750	3.0	12.100	2.9	11.500	0.6	0.600	57.150	5	8	6	8 =	6	12 =
10	65	Toby Payne	Basingstoke	1999	3.8	12.500	1.8	6.700	1.8	10.650	3.0	12.100	3.1	11.500	1.2	3.650	57.100	4	14	9	8 =	7	10
11	45	Billy Nuttall	Fromeside A	2000	3.3	11.750	1.2	5.900	1.8	10.100	3.0	11.700	2.9	10.950	1.2	6.200	56.600	18	16	16 =	19	10	7
12	69	Ben George	Tolworth A	1999	3.0	11.850	1.8	10.000	1.9	10.750	3.0	12.000	2.3	10.900	0.6	0.600	56.100	15	6	7 =	11 =	11	12 =
13	71	Morgan Jones	Tolworth	2000	3.0	11.800	1.8	8.800	1.9	10.550	3.0	12.250	1.9	9.450	0.6	0.600	53.450	16	12	13	4	15	12 =
14	70	Ben Thompson	Tolworth A	1999	3.4	12.000	1.7	6.400	1.9	11.000	3.0	11.950	2.4	10.750	0.6	0.600	52.700	12	15	2	14 =	12	12 =
15	40	Vittorio Nuzzo	South Essex A	1999	3.7	12.050	2.3	9.450	1.9	10.450	3.0	11.850	2.0	4.950	1.2	2.400	51.150	11	10	15	17	19	11
16	63	Nicholas Harvey	Eilan Vannin A	1999	3.5	10.250	1.7	6.800	1.8	10.550	3.4	11.950	2.8	10.500	0.6	0.600	50.650	21	13	12	16	13	12 =
17	46	Nicholas Thorne	Fromeside A	2000	3.3	11.800	1.0	2.950	1.8	10.050	3.0	12.150	2.8	8.900	0.6	0.600	46.450	17	17	18	5 =	16	12 =
18	34	Morgan Ling	Dynamo	1999	3.7	11.900	1.0	2.800	1.9	10.650	3.0	12.150	2.4	7.100	0.6	0.600	45.200	14	18	10	5 =	17	12 =
19	44	Luke Elliott	Fromeside A	2000	3.0	11.950	0.6	0.600	1.8	10.100	3.0	11.800	2.2	5.700	0.6	0.600	40.750	13	20	16 =	18	18	12 =
20	47	Sebastian Murphy	Fromeside A	2001	3.5	10.200	1.0	1.900	1.7	5.950	3.0	11.300	1.6	3.300	0.6	0.600	33.250	22	19	20	22	20	12 =
21	55	Joe Gillick	Earls	2000	3.1	12.100	NC	NC	NC	NC	3.0	12.000	NC	NC	NC	NC	24.100	10			11 =		
22	56	Donell Osbourne	Earls	2000	3.1	12.200	NC	NC	NC	NC	3.0	11.450	NC	NC	NC	NC	23.650	9			21		

**Pegasus Open,  
Men's Artistic, 27th June 2009**

**Pegasus Open,  
Men's Artistic, 27th June 2009**

**Under 12 Team Scores**

Pos	Team							TOTAL
1	Waveney & Pipers Vale A	52.250	41.750	46.400	53.250	50.550	44.600	288.800
2	Baskervilles A	48.000	45.100	43.300	51.450	44.900	36.300	269.050
3	Dynamo A	51.350	40.650	44.400	51.100	47.650	30.500	265.650
4	Notts School A	50.300	38.300	41.450	47.850	49.300	37.700	264.900
5	South Essex A	49.550	45.100	43.950	48.250	46.150	31.400	264.400
6	Tolworth A	49.300	42.800	44.900	50.000	45.050	26.900	258.950
7	Hawth A	48.950	42.200	43.200	49.650	46.500	18.650	249.150
8	Huntingdon A	49.500	31.350	36.600	49.000	45.050	29.800	241.300
9	Ellan Vannin A	44.600	28.150	37.200	47.600	35.750	11.500	204.800
10	Froreside A	46.950	13.600	36.650	47.550	29.350	8.000	182.100

# Pegasus Open, Men's Artistic, 27th June 2009

## Final Results: Under 12 Individual

Pos	Gymnast				Diff	Score	Diff	Score	Diff	Score	Diff	Score	Diff	Score	Diff	Score	Total	Under 12 Apparatus Ranking with Tie Break					
	U 12	No	Name	Club														YOB	FI	PH	Ri	Vt	PB
1	38	Brinn Bevan	South Essex A	1997	4.9	13.600	4.1	12.050	3.9	12.200	4.0	12.250	4.8	12.200	2.7	11.450	73.750	1	4	2	26	12	3
2	66	Jack Neill	Tolworth A	1997	3.7	12.700	4.1	12.600	2.2	11.600	4.0	13.350	3.5	12.350	2.0	11.050	73.650	13	2	6	5	6 =	10
3	4	Gianni Regini-Moran	Waveney & Pipers Vale A	1998	4.8	12.850	3.1	10.550	2.7	11.800	4.6	13.600	4.3	12.900	2.1	11.600	73.300	8	17	5	3	2	1
4	58	Harry Caulwell	Earls	1998	3.8	12.900	2.0	11.100	2.4	11.800	4.6	13.650	3.3	11.750	2.3	11.500	72.700	6	8	4	2	21	2
5	3	Tommy Nicolaou	Waveney & Pipers Vale A	1998	4.3	13.550	2.6	9.350	3.5	12.250	4.6	13.750	3.9	12.600	2.1	11.050	72.550	2	32	1	1	5	11
6	2	Declan Ayers	Waveney & Pipers Vale A	1997	4.1	12.700	3.7	12.100	2.5	11.150	3.8	12.800	3.8	12.750	2.0	10.850	72.350	14	3	16	12 =	3	14
7	51	Harrison Cooper Lewis	Huntingdon A	1997	3.9	12.800	3.6	12.650	1.9	11.400	3.8	11.800	3.4	12.200	2.1	11.250	72.100	9	1	9	40	11	7 =
8	30	Charlie Howard	Dynamo A	1997	4.2	13.050	2.3	10.400	3.1	11.950	4.0	13.000	3.6	12.000	2.6	11.400	71.800	5	22	3	10	17	5
9	52	William Mas	Huntingdon A	1997	3.9	12.600	3.0	10.950	2.0	11.550	3.8	12.700	3.5	12.350	2.1	11.250	71.400	19	11	7	15	6 =	7 =
10	10	Hamish Carter	Notts School A	1998	4.1	12.800	3.2	10.800	2.6	10.500	4.0	12.000	4.5	13.300	2.3	11.400	70.800	10	14	29	35	1	4
11	23	Harry Wall	Baskervilles A	1997	4.1	12.750	3.2	11.900	2.4	10.800	4.2	13.450	3.2	11.600	2.0	10.200	70.700	11	7	25	4	24	19
12	1	Adam Steele	Waveney & Pipers Vale A	1997	4.0	13.150	2.6	9.750	2.2	11.200	4.0	13.100	3.8	12.300	2.1	11.100	70.600	4	29	15	8	9	9
13	42	Igor Takac	Slovakia	1997	4.2	12.700	2.4	10.800	2.5	11.250	3.0	12.000	3.5	12.300	2.4	10.350	69.400	15	13	11	33 =	8	17
14 =	29	Charlie Smith	Dynamo A	1997	3.9	12.650	2.7	10.350	2.0	10.600	3.0	12.050	3.6	11.950	2.2	11.050	68.650	16	23	26	32	18	12
14 =	49	Callum Lelliott	B & H	1997	3.4	12.200	3.2	12.000	2.1	10.400	3.0	12.250	3.3	10.500	2.3	11.300	68.650	26	5	33 =	25	36	6
16	6	Miki Chu	Woking	1997	3.8	12.400	3.4	10.300	2.3	10.200	4.2	12.800	3.3	12.150	2.0	10.650	68.500	23	24	39	14	14	15
17	21	Jake Morris	Baskervilles A	1997	4.3	11.400	3.3	12.000	2.4	10.900	3.8	11.850	3.2	11.650	1.9	10.000	67.800	42	6	22	39	23	20
18	35	Oliver Brown	Rotherham	1997	4.2	12.900	2.3	10.100	1.8	10.400	3.8	13.050	3.3	11.800	1.9	8.600	66.850	7	27	31	9	20	25
19	61	Tony Deuchars	Ellan Vannin A	1998	3.8	11.600	3.0	11.050	2.3	10.250	3.8	11.700	3.1	11.050	1.9	10.300	65.950	35	9	37	41	30	18
20	22	George Brown	Baskervilles A	1997	4.2	12.000	2.3	10.450	2.3	10.500	4.0	12.350	3.0	10.750	1.9	9.700	65.750	28	20 =	28	23	35	22
21	16	Daniel Lee	Hawth A	1998	3.6	12.450	2.3	11.000	2.2	10.200	3.0	12.100	3.0	12.000	1.7	7.600	65.350	21	10	38	30 =	15	29
22	7	Tobias Brewer	Woking	1998	3.7	13.150	3.0	10.600	2.2	11.100	3.0	12.350	3.4	12.000	1.3	5.450	64.650	3	16	18 =	20 =	16	33
23	67	Hector Kennedy Dyson	Tolworth A	1997	3.7	12.250	2.3	10.450	2.1	11.200	3.0	12.100	3.0	9.850	1.6	8.600	64.450	25	20 =	13 =	30 =	37	24
24	11	Andrew Plant	Notts School A	1998	3.6	12.600	1.9	9.450	1.8	10.000	3.0	11.500	3.1	12.250	1.8	8.150	63.950	17	30	41	44	10	27
25	14	Max Hayes	Hawth A	1997	3.8	11.750	2.6	10.900	2.2	10.850	3.8	12.800	3.0	11.450	1.3	5.300	63.050	32	12	23	12 =	26	34
26	39	Jack Milham	South Essex A	1998	3.9	11.650	2.3	10.500	2.5	9.450	3.0	11.600	3.2	10.950	1.2	6.800	60.950	34	18	43	43	32	31
27	5	Henry Howe	Waveney & Pipers Vale A	1998	4.1	12.600	1.2	6.950	2.1	10.150	4.0	12.150	3.2	11.150	1.7	7.900	60.900	20	40	40	29	29	28
28	8	Tom Orridge	Notts School A	1997	3.7	12.600	1.8	6.600	1.8	10.350	3.0	10.950	3.1	12.150	1.8	8.200	60.850	18	41	35	46	13	26
29	32	Brandon Boutcher	Dynamo A	1998	3.8	11.550	2.3	9.350	2.2	11.000	3.8	13.100	2.5	11.400	0.8	4.350	60.750	38	31	21	7	28	35
30	28	Thomas Vhulpe	Kunstturnvereinigung	1998	3.9	11.850	1.4	7.000	2.1	11.400	3.0	12.000	2.4	7.550	2.0	10.900	60.700	31	39	10	33 =	42	13
31	53	Benji Eyre	Huntingdon A	1998	3.7	12.400	1.1	4.700	1.9	11.200	3.0	12.350	3.4	12.600	1.4	7.300	60.550	22	42	12	20 =	4	30
32	24	Craig Hutchison	Baskervilles A	1998	3.7	11.850	3.0	10.750	2.3	10.350	4.2	13.200	3.0	10.900	1.3	3.100	60.150	30	15	36	6	33	37
33	26	Mike van Der Weck	Kunstturnvereinigung	1998	3.7	10.800	1.4	7.200	2.0	11.100	3.8	12.600	2.7	9.350	1.6	8.800	59.850	47	36	17	16	38	23
34	64	Ryan Hoppgood	Basingstoke	1998	4.2	11.600	2.3	10.150	1.9	10.800	3.8	11.900	3.2	11.450	0.8	3.850	59.750	36	26	24	38	27	36
35	25	Wilson Skyrme	Baskervilles A	1998	3.9	11.300	2.3	9.100	2.2	11.100	4.2	12.450	2.3	8.850	1.7	6.400	59.200	43	33	18 =	17	40	32
36	15	Ben Vye-Parminter	Hawth A	1998	3.7	11.450	3.0	10.500	2.1	11.200	3.0	12.350	2.8	10.800	1.2	2.700	59.000	40	19	13 =	20 =	34	39
37	17	Lewis McKelvie	Hawth A	1998	3.6	12.350	2.3	8.850	2.1	10.400	3.0	12.400	2.9	11.550	1.2	3.050	58.600	24	34	33 =	18 =	25	38
38	31	Milo Taylor	Dynamo A	1997	3.6	12.700	2.3	9.900	1.9	10.400	3.8	12.950	2.5	11.700	0.6	0.600	58.250	12	28	32	11	22	41 =
39	9	Luke Pearce	Notts School A	1997	3.6	12.050	1.8	7.400	1.8	9.450	3.0	12.400	0.0	0.000	2.0	9.950	51.250	27	35	42	18 =		21
40	60	Callum Smithies	Ellan Vannin A	1997	3.6	10.800	1.7	7.200	1.9	10.450	3.0	12.300	2.9	9.050	0.6	0.600	50.400	46	37	30	24	39	41 =
41	50	Jacob Parkin	B & H	1998	3.3	11.550	1.0	3.150	1.8	10.550	3.0	11.900	3.0	11.000	0.6	0.600	48.750	37	43	27	36 =	31	41 =
42	43	Jakub Vasko	Slovakia	1998	3.1	11.400	1.7	7.150	1.8	11.000	2.0	10.150	1.5	6.700	1.0	1.300	47.700	41	38	20	47	43	40
43	27	Leon Verseck	Kunstturnvereinigung	1998	NC	NC	2.0	10.250	2.9	11.550	NC	NC	3.7	11.850	2.7	10.500	44.150		25	8		19	16
44	54	Jacob Taylor	Huntingdon A	1998	3.1	11.700	1.0	3.050	0.7	2.450	3.0	12.150	1.9	7.900	NC	NC	37.250	33	45	46	27 =		41
45	48	Kai Greaves-Lugo	Fromeside A	1998	3.0	11.450	1.0	2.850	1.7	6.400	3.0	11.900	1.5	3.800	0.6	0.600	37.000	39	46	44	36 =	45	41 =
46	62	Daniel Isherwood	Ellan Vannin A	1998	3.2	11.150	1.0	3.100	1.7	5.950	3.0	11.150	1.1	1.200	NC	NC	32.550	44	44	45	45	46	
47	59	Nicholas Collister	Ellan Vannin A	1997	3.1	11.050	1.0	2.150	1.0	2.350	3.0	11.650	2.2	5.150	NC	NC	32.350	45	47	47	42	44	
48	57	Richard Harrison	Earls	1997	3.2	11.850	NC	NC	NC	NC	3.0	12.150	NC	NC	NC	NC	24.000	29			27 =		