













## Pegasus Open, Men's Artistic, 27th June 2009

### Final Results: Under 14

Gymnast																Overall		Apparatus Ranking after count back					
No	Name	Club	YOB	Diff	Score	Diff	Score	Diff	Score	Diff	Score	Diff	Score	Diff	Score	Total	Pos	FI	PH	Ri	Vt	PB	HB
114	Courtney Tulloch	Pegasus	1995	4,8	13,400	3,6	11,500	5,1	14,300	4,6	14,200	4,4	13,500	3,5	12,550	79,450	1	2	6	1	1	1	2
117	Anthony Wise	South Essex	1995	5,1	13,950	4,6	13,400	4,3	11,850	5,4	13,200	4,3	13,150	4,0	12,800	78,350	2	1	2	8	9	3	1
120	Matthew Liddiard	Notts School	1996	4,2	13,150	3,9	12,200	3,4	12,700	4,6	13,700	4,9	13,350	2,8	11,700	76,800	3	4	4	3	2	2	7
115	James Hall	Pegasus	1995	4,8	13,250	4,4	12,850	3,1	12,300	4,0	13,000	4,3	11,700	3,6	12,250	75,350	4	3	3	5	12	13	5
129	Tom Defina	Woking	1995	4,1	12,400	4,7	13,450	3,6	12,400	3,8	13,200	3,7	12,850	2,6	10,750	75,050	5	10	1	4	7	4	12
116	Andrew Tucker	South Essex	1995	4,8	12,000	4,4	9,800	4,5	13,250	4,6	13,100	4,6	12,300	3,8	12,450	72,900	6	19	14	2	11	9	3
134	Connor Brooks	Woking	1996	4,4	12,100	3,7	11,050	2,5	11,350	4,6	13,600	4,0	12,300	2,7	11,500	71,900	7	15	9	11	4	8	9
111	Daniel Fox	Tolworth	1996	3,6	12,600	3,1	11,250	2,9	11,100	3,8	13,200	4,0	12,050	1,9	10,750	70,950	8	6	7	13	7	10	11
123	Sam Woodford	Notts School	1995	4,4	11,800	3,0	11,000	2,8	12,050	4,6	12,600	3,7	12,500	2,5	9,900	69,850	9	22	10	6	14	5	19
103	Gabriel Hannah	Pipers Vale	1995	4,1	12,500	4,0	11,750	2,7	10,150	4,6	13,700	3,6	11,550	2,7	10,050	69,700	10	8	5	20	2	15	15
104	Jordan Lawrence	Pipers Vale	1996	4,1	12,200	2,9	9,700	2,2	11,050	4,0	12,400	3,3	12,300	2,9	11,850	69,500	11	12	15	14	17	6	6
126	Clark Gould	Waveney	1996	3,9	12,500	3,0	10,600	1,9	9,900	3,8	12,800	3,7	12,300	2,5	11,150	69,250	12	7	11	21	13	7	10
105	Geoff Bethell	Pipers Vale	1996	3,1	12,000	2,9	9,650	2,4	10,750	3,0	12,200	2,9	11,150	1,8	9,900	65,650	13	16	16	16	21	16	18
101	Jan Spajs	Slovakia	1995	4,1	12,850	2,4	4,750	2,3	11,750	3,0	12,400	3,0	11,850	2,3	10,650	64,250	14	5	18	9	16	12	13
118	Jacson Curtis	Notts School	1995	4,1	12,000	3,3	10,600	2,3	6,650	4,0	13,400	2,7	9,400	2,1	10,600	62,650	15	18	12	23	5	23	14
124	Harry Bushby	Hawth	1995	3,3	11,900	2,0	2,500	2,1	10,250	3,0	12,300	2,8	10,200	2,1	10,000	57,150	16	20	21	19	19	21	16
121	Isaac Glenn	Notts School	1996	4,0	9,900	2,0	2,800	2,2	10,400	4,0	12,000	2,9	10,350	2,2	9,950	55,400	17	23	20	18	25	19	17
102	Simon Fejes	Slovakia	1996	4,2	12,450	1,6	4,450	2,3	11,200	3,0	12,200	2,9	12,000	1,5	2,600	54,900	18	9	19	12	21	11	23
127	Henry Mantel	Basingstoke	1996	4,0	12,150	2,9	11,050	2,2	6,650	3,8	13,100	3,8	11,000	0,9	0,900	54,850	19	13	8	22	10	17	25
113	Adam Deans	Pegasus	1996	3,8	12,000	2,7	6,100	2,1	10,500	3,0	12,200	2,9	10,350	0,8	1,600	52,750	20	17	17	17	21	19	24
108	Reece Hackett	Earls	1995	4,7	12,350	1,9	1,900	2,3	10,800	4,6	13,300	0,0	0,000	2,4	8,650	47,000	21	11	22	15	6		20
119	Joshua Avallone	Notts School	1995			3,1	10,000	2,0	6,550	3,8	12,300	3,6	9,850	1,7	4,900	43,600	22		13	24	20	22	21
128	Cameron Jones	Basingstoke	1996	4,0	12,150	NC	NC			3,8	11,700	3,5	10,750	1,7	4,700	39,300	23	13			7	15	8
130	Drew Clark	Woking	1995			NC	NC	2,7	11,850	3,0	12,500	NC	NC	2,4	11,550	35,900	24						
112	James Owen	Pegasus	1996	4,0	11,850	0,0	0,000	1,9	5,750	3,0	12,100	0,0	0,000	NC	NC	29,700	25	21			25	24	
109	Thomas Booth-Amos	Earls	1996	NC	NC	NC	NC	2,0	5,500	4,0	12,400	3,3	11,550			29,450	26				26	17	14
132	Bradley McBride	Woking	1995			NC	NC	2,5	11,500	NC	NC	NC	NC	3,3	12,300	23,800	27				10		4

### Final Results: Under 16

Gymnast																Overall		Apparatus Ranking after count back					
No	Name	Club	YOB	Diff	Score	Diff	Score	Diff	Score	Diff	Score	Diff	Score	Diff	Score	Total	Pos	FI	PH	Ri	Vt	PB	HB
142	Thomas Gibbs	Heathrow	1994	4,6	13,100	4,4	11,850	4,5	13,900	4,6	14,000	4,6	11,900	3,9	12,250	77,000	1	3	1	2	2	4	1
145	Alex Brailsford	Huntingdon	1993	4,4	12,950	3,5	10,950	4,3	13,500	5,4	14,600	4,2	11,650	3,7	11,800	75,450	2	5	5	3	1	6	2
149	Ivan Vargovsky	Slovakia	1994	4,3	13,250	3,8	10,800	3,0	12,300	4,6	13,800	3,5	11,850	2,5	11,000	73,000	3	1	6	4	4	5	6
155	Christopher O'Connor	Tolworth	1993	3,9	12,650	3,0	11,450	3,8	12,000	4,6	13,800	3,8	11,400	1,9	10,800	72,100	4	7	2	5	4	8	7
148	Michal Kiss	Slovakia	1994	4,3	13,100	3,2	11,250	2,1	11,050	4,0	13,000	3,4	11,100	2,5	11,050	70,550	5	2	3	6	6	9	5
159	Adam Davies	Basingstoke	1994	4,2	12,250	1,7	8,400	2,1	10,950	4,6	13,500	3,8	12,000	2,4	11,150	68,250	6	10	11	7	7	2	4
157	Archie Kennedy Dyson	Tolworth	1994	3,6	12,350	2,8	8,050	2,0	10,600	4,6	12,800	3,0	11,400	1,9	10,800	66,000	7	9	12	11	12	7	7
150	Peter Horn	Slovakia	1993	3,6	11,700	2,3	9,600	1,9	10,800	3,0	12,500	2,4	10,650	2,1	10,200	65,450	8	12	8	9	13	12	10
153	Joel Burch	Pegasus	1993	4,2	12,550	2,8	5,250	2,5	9,750	4,0	13,000	3,4	10,900	2,6	11,350	62,800	9	8	13	13	9	11	3
154	Matthew O'Connor	Salto	1994	3,1	11,300	2,8	9,400	2,0	10,150	3,8	11,500	3,1	10,900	2,4	8,350	61,600	10	13	9	12	15	10	12
141	Andrew Bermdes	Fromeside	1994	3,5	11,300	3,0	9,950	1,7	5,200	3,8	12,500	3,1	9,000	2,0	9,250	57,200	11	14	7	15	14	13	11
146	Joshua Goddard	Huntingdon	1994	3,7	12,150	2,0	4,450	1,8	10,900	3,8	12,900	3,1	11,950	1,1	3,600	55,950	12	11	14	8	11	3	13
158	Ross Morey	Tolworth	1994			1,3	8,750	1,7	10,700	NC	NC	3,3	12,050	1,9	10,250	41,750	13		10	10		1	9
160	Nathanael Fitro	Notts School	1993	5,0	12,800	NC	NC	4,8	14,250	5,4	13,900	NC	NC	NC	NC	40,950	14	6			1	3	
152	Zan Zunko	Maribor	1993	4,4	13,000	3,9	11,050	NC	NC	4,6	13,700	NC	NC	NC	NC	37,750	15	4	4			6	
143	Charlie St Leger	Heathrow	1994			2,7	3,500	2,2	5,350	4,6	13,100	NC	NC	NC	NC	21,950	16			15	14	8	